

QMUL Module Evaluation Scheme: Semester 1, 2012/13

Dear Prof Franco Vivaldi,

This email contains evaluation results for Chaos and Fractals / MTH6107

The results for the seven core College questions are listed first, followed by those for any School specific questions.

To promote discussion in the first instance and to provide a visual aid to help differentiate between more and less positive results, traffic light 'quality indicators' have been incorporated into the report. These are marked according to the mean score for the seven core College questions, scores of less than 3.00 will be marked red, scores of 3.00-3.99 amber, scores of 4.00 and above green. Following feedback from last year, the median score is also now included for each question in the report.

The scale on which students scored their views is as follows:

- 5 = Definitely Agree
- 4 = Mostly Agree
- 3 = Neutral
- 2 = Mostly Disagree
- 1 = Definitely Disagree

In the report header, an overall quality index score has been provided based on the seven core College statements. Each of the seven College statements is weighted at 14% for calculating the overall quality index, except question 7 'Overall I am satisfied with the quality of the module', which is weighted at 16%. The scoring of the overall quality index is explained below:

100% = the module meets the quality guideline i.e. all the answers for the 7 core college questions are 4.00 and above.

0% = the module is below the quality guideline i.e. all the answers for the 7 core College questions are 3.00 and below.

Scores between 0 and 100% = the module falls within the range of tolerance for the quality guideline. The percentage indicates how far the module falls within that range. For an example, a score of 25% means the module is at the lower end of the range of tolerance but 90% is at the upper end and close to the College's quality guideline.

The data relating to Associate students (Study Abroad and Erasmus) has been collected on behalf of the College to enable further understanding of the experience of this particular group of students. The question has been amended from last year to ensure the students correctly identify themselves.

Also included in the report are the free text comments. Please note, if the students have completed these comments in pencil rather than pen (against instructions), they may not be as clear as they could be. This is not a fault with the scanning.

You will see that in the second part of the report, a profile line has been provided. You will receive a further report comparing your profile line to the School and Faculty averages and, where possible, to previous evaluations of your module.

We hope you find this report useful, please do continue to provide feedback on the evaluation process to your School Managers who will pass it on to ARCS and the Deans for Taught Programmes to enhance the scheme.

Thank you.

School of Mathematical Sciences

Chaos and Fractals (MTH6107)

Seminar Leader:

No. of responses = 21 (75%)

Overall quality index (based on 7 core College questions) = 46.2%

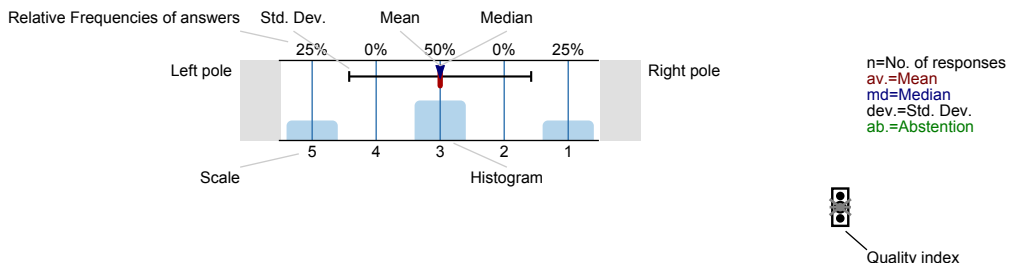


Queen Mary
University of London

Survey Results

Legend

Question text



Description of quality symbol

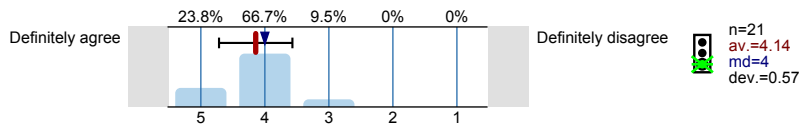
Mean value is below the quality guideline.

Mean is within the range of tolerance for the quality guideline.

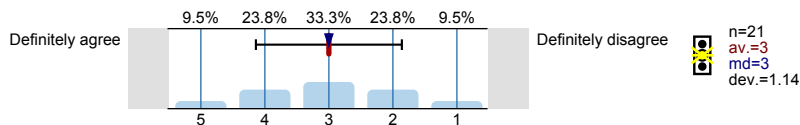
Mean value is within the quality guideline.

1. Rate this module

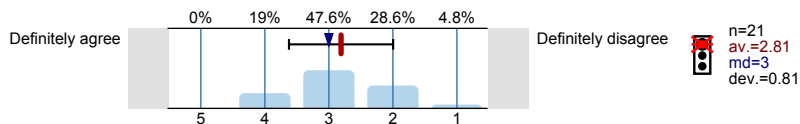
1.1) The module is well taught



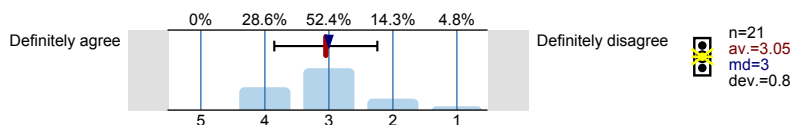
1.2) The criteria used in marking on the module have been made clear in advance



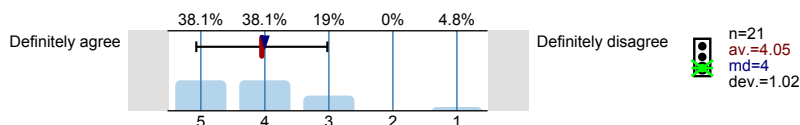
1.3) I have been given adequate feedback during the module



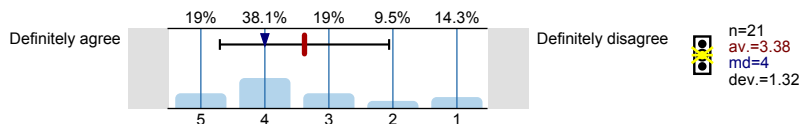
1.4) I have received sufficient advice and support with my studies on the module



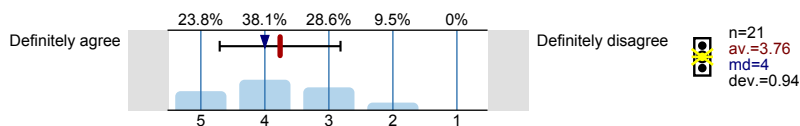
1.5) The module is well organised and runs smoothly



1.6) I had access to good learning resources for the module



1.7) Overall I am satisfied with the quality of the module



2. Associate students: Study Abroad and Erasmus

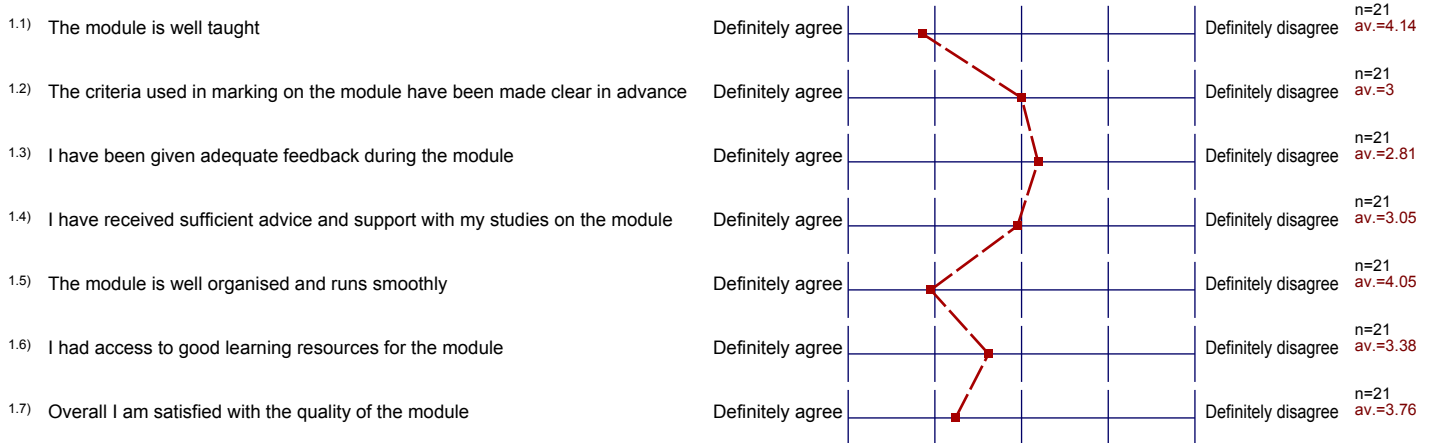
2.1) Are you an Associate student spending one or two semesters with us?



Profile

Subunit: **Mathematical Sciences**
 Name of the instructor: **School of Mathematical Sciences**
 Name of the course: **Chaos and Fractals**
 (Name of the survey)

1. Rate this module



Comments Report

3. Your comments

3.1) What are the best things about the module?

Passionate lecturer.

Very confidently taught.

The lectures are ~~very~~ well done.

Notes are very clear and detailed

good lecturer

lecturer is very good.

Prof. Vivaldi gives good motivation.
Module is quite interesting.

Lecturer ~~delivers~~ delivers lectures well

IT'S FAIRLY INTERESTING

F. VIVALDI ROCKS MY SOCKS.

Challenging, Engaging, Interesting.

The lecturer

3.2) In what ways could the module be improved?

Lecture goes far too fast. Not enough feedback.

SLOW DOWN.

It is very easy to get lost mid-lecture.

- Give more examples
- Have ~~clearly~~ ^{clearly} structured notes (online and in lectures).

~~Teacher~~ slow the pace down slightly. So we can copy the notes as well as understand it.

Have printed online notes, instead of written photocopied notes.

Prof. Vivaldi goes quite fast. Better if he could write slower.

Better / Clearer notes online

Go a bit slower in the lectures.

Go slower in lectures.

MORE COURSEWORK

Tutors at tutorials

Should have more variation or difficulty of coursework questions.

I would like a textbook to supplement my studies.

Make coursework compulsory

3.3) Is there anything else you would like to tell us about the module?

More support from lecturer.

Very good lecturer

A midterm would be good to help us understand what we have learnt.

It is very difficult